

EN

Pistol P30LS

- Variants -

Calibre 9 mm x 19



Spare Parts Catalogue



Pistol P30LS

- Variants -

Calibre 9 mm x 19



Table of contents

Using this spare parts catalogue	3
Purpose of this spare parts catalogue	3
Target audience for this spare parts catalogue	3
Information in the spare parts catalogue.....	3
Spare parts documentation.....	6
Exploded view	6
Magazine	16

Using this spare parts catalogue

Purpose of this spare parts catalogue

This spare parts catalogue can be used to order individual components and assembly groups for the weapon.

Target audience for this spare parts catalogue

This spare parts catalogue is intended for trained firearms technicians and administrative personnel.

Information in the spare parts catalogue

This spare parts catalogue contains all of the information that is necessary to order individual components and assembly groups for the weapon. The contents of this spare parts catalogue have the following meanings:

Information	Meaning
Illustration of individual components	The illustration of individual components is an exploded view showing all parts of the weapon that can be ordered.
Item (Item Number)	The Item Number shows the number of the part in the exploded view. If there is a "--" instead of the Item Number, then the indicated item is not shown in the exploded view, but can be ordered nevertheless.
Designation	The designation contains the name of the part. If more than one of a part is present, then the number of parts is shown in brackets after the designation, e.g. (2x).
Ident.-No. (Identification Number)	The Ident.-No. is Heckler & Koch's internal number for identifying products and individual components.
NSN (NATO Stock Number) – optional	The NATO Stock Number is an international code for the classification of products and individual components.
Drawing-No. (Drawing Number) – optional	The Drawing-No. contains the number of the engineering drawing or – for standardised parts – the designation of the standard where the part is defined.

Information	Meaning
Quantity per 100 weapons – optional	This number indicates the recommended quantity to keep in stock per 100 weapons. The quantity includes both wearing parts and parts which may become lost. This information represents theoretical values based on experience, and may vary in practice.
Quantity per maintenance unit – optional	This number indicates the recommended quantity to keep in stock per maintenance unit. The quantity includes both wearing parts and parts which may become lost. This information represents theoretical values based on experience, and may vary in practice.
Comments	This column may contain additional information.



Parts and assembly groups can be ordered from Heckler & Koch by indicating the weapon, Designation and Ident.-No.

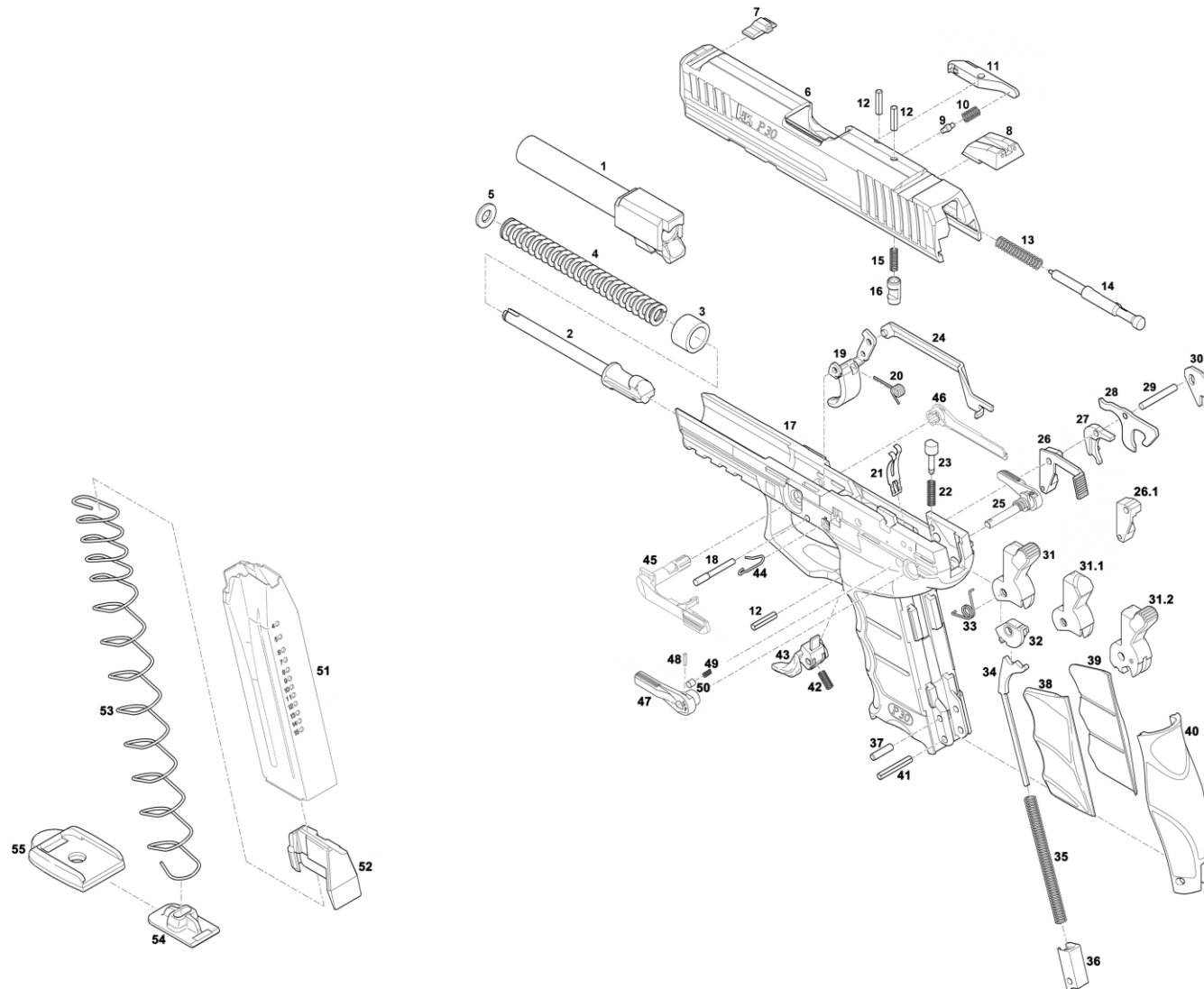
Pistol
P30LS

Calibre
9 mm x 19

Exploded view



Spare parts catalogue
Heckler & Koch GmbH



Pistol
P30LS

Calibre
9 mm x 19

Exploded view



Item	Designation	Ident.-No.	Drawing-No.	Quantity per 100 weapons	Quantity per service unit (10 weapons)	Comments
--	Pistol P30LS V1 9 mm x 19	229 794	93506/11-100			
1	Barrel	227 713	93478-100.01			
--	Recoil spring guide rod, compl.	227 845	93478-150			
2	Recoil spring guide rod	227 714	93478-150.01			
3	Stop sleeve	223 275	93478-151			
4	Recoil spring	215 852	93118-150.03			
5	Recoil spring stop disc	215 831	93117-150.05			
--	Slide, compl.	227 848	93478-130			
6	Slide	227 712	93478-130.01			
7	Front sight, height 5,9 mm	227 711	93444-133			
7.1	Front sight, height 6,1 mm	234 327	93444-133			
7.2	Front sight, height 6,3 mm	234 328	93444-133			
7.3	Front sight, height 6,5 mm	234 329	93444-133			
7.4	Front sight, height 6,7 mm	234 386	93444-133			
7.5	Front sight, height 6,9 mm	234 387	93444-133			
8	Rear sight	234 323	93444-131			
9	Extractor bolt	209 294	93201-130.04			
10	Extractor spring	218 315	93203-130.03			
11	Extractor	218 314	93203-130.02			

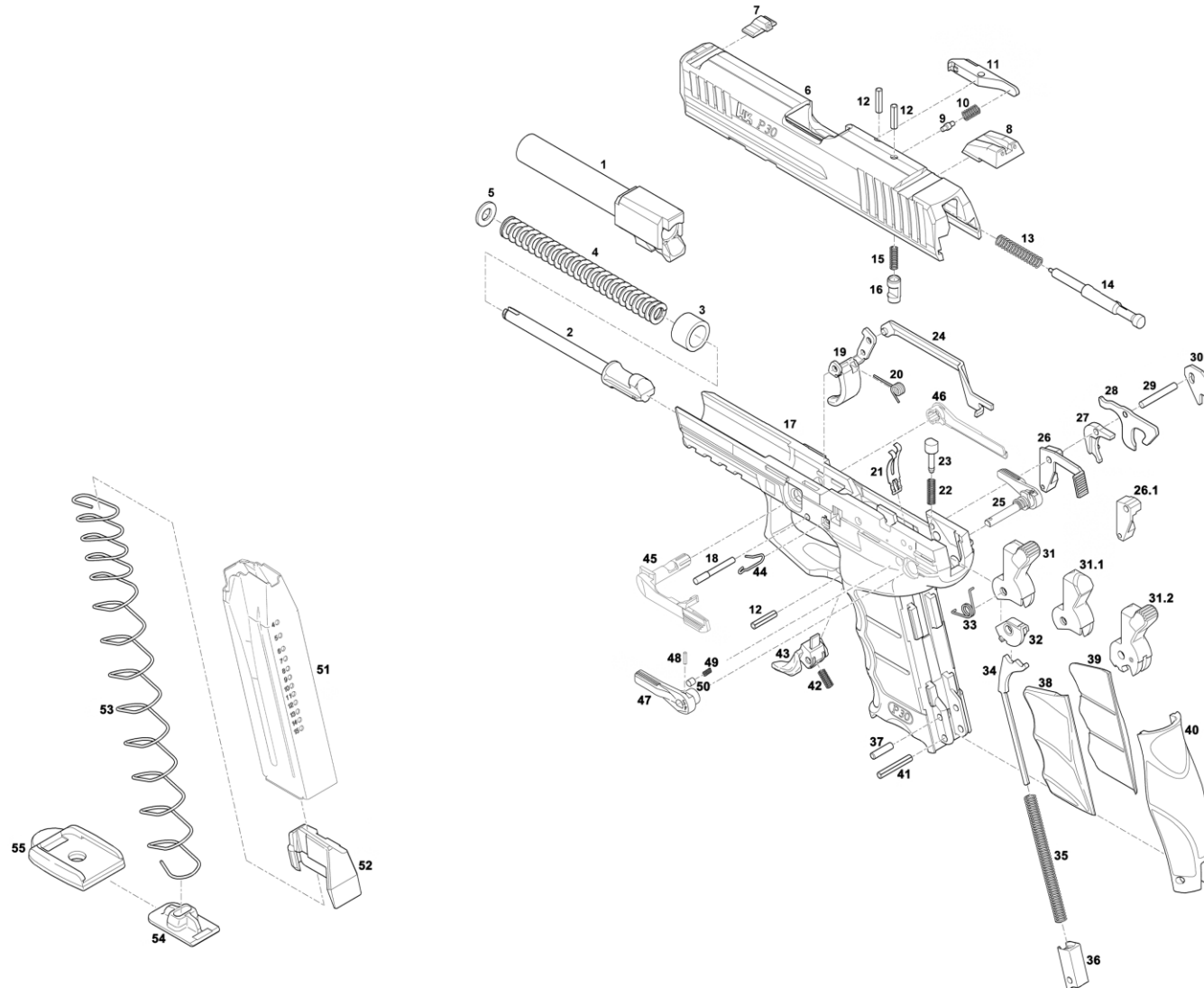
Pistol
P30LS

Calibre
9 mm x 19

Exploded view



Spare parts catalogue
Heckler & Koch GmbH



Pistol
P30LS

Calibre
9 mm x 19

Exploded view



Spare parts catalogue
Heckler & Koch GmbH

Item	Designation	Ident.-No.	Drawing-No.	Quantity per 100 weapons	Quantity per service unit (10 weapons)	Comments
12	Clamping sleeve (2x)	988 891	ISO 8750-3x14 ST			
13	Pressure spring for firing pin	215 822	93117-130.06			
14	Firing	234 654	93444-130.05			
15	Compression spring for drop safety catch	209 962	93201/02-130.09			
16	Drop safety catch	209 313	93201-130.08			
--	Frame, compl.	229 787	93506/11-110			
17	Frame	229 941	93506/12-111			
18	Trigger axle	214 154	93083-110.02			
19	Trigger	234 297	93444-118			
20	Elbow spring for trigger	234 389	93444-110.04			
21	Leaf spring for catches	214 167	93083-110.11			
22	Trigger bar detent spring	209 270	93201-110.08			
23	Trigger bar detent	209 269	93201-110.07			
24	Trigger bar	207 331	93259-110.09			
25	Safety lever, right	227 813	93479-119			
26.1	Sear release catch, compl.	209 320	93201/02-115			
27	Hammer catch	209 273	93201-110.19			
28	Control lever	227 812	93479-110.20			
29	Cylindrical pin	234 758	93444-110.16			
30	Disconnecter	229 804	93444-110.10			

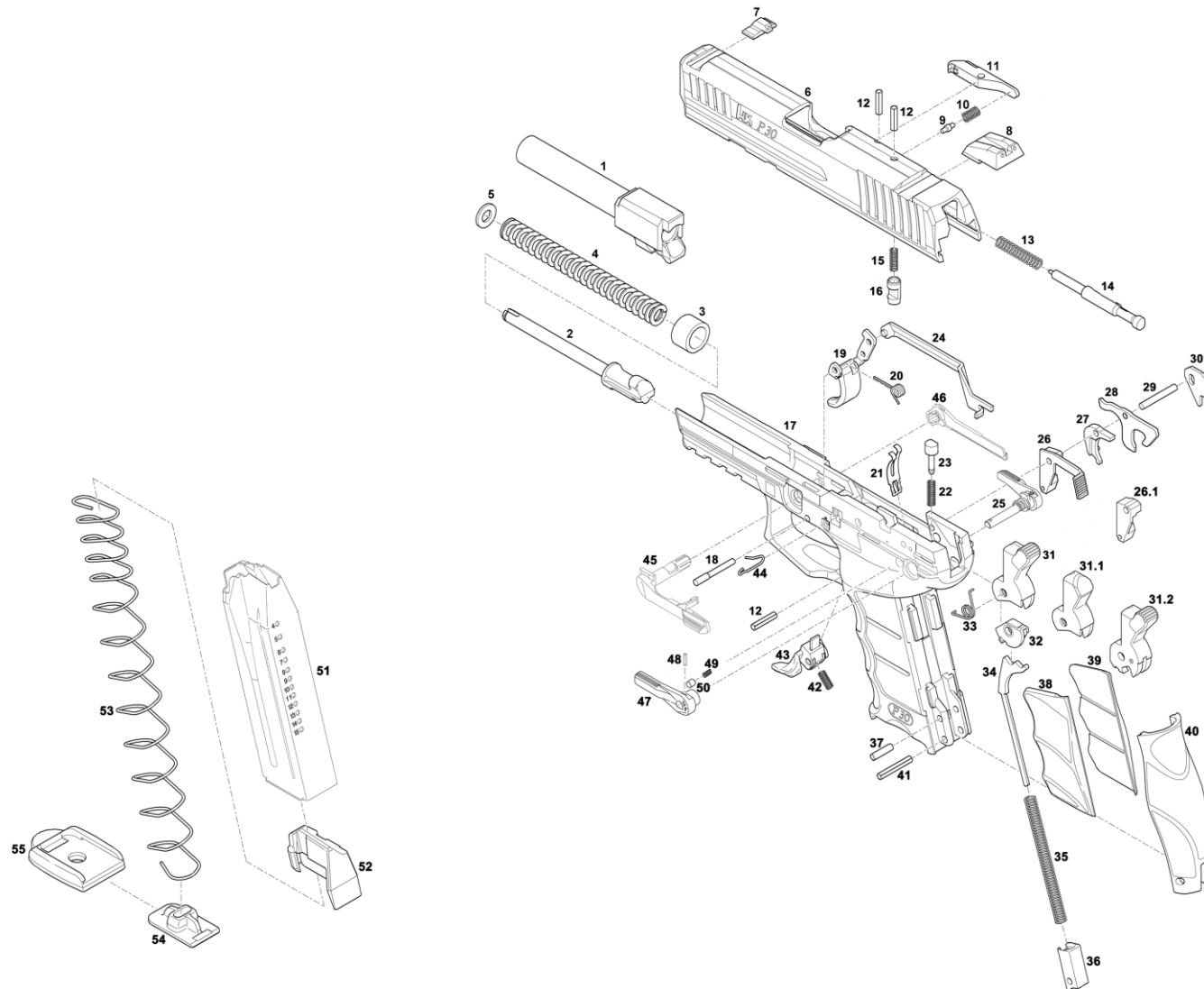
Pistol
P30LS

Calibre
9 mm x 19

Exploded view



Spare parts catalogue
Heckler & Koch GmbH



Pistol
P30LS

Calibre
9 mm x 19

Exploded view



Spare parts catalogue
Heckler & Koch GmbH

Item	Designation	Ident.-No.	Drawing-No.	Quantity per 100 weapons	Quantity per service unit (10 weapons)	Comments
31.1	Hammer	209 321	93201/02-116			
32	Cocking piece	209 265	93201-110.01			
33	Elbow spring for hammer	209 275	93201-110.22			
34	Hammer spring rod	209 312	93201-110.25			
35	Hammer spring	214 695	93089-110.26			
36	Grip insert	234 295	93444-110.03			
37	Cylindrical pin	970 074	ISO 2338 3x12			
38	Grip shell, left (M)	234 303	93444-110.41			
39	Grip shell, right (M)	234 304	93444-110.42			
40	Back strap (M)	234 302	93444-110.40			
41	Clamping sleeve	978 170	ISO 8750 3x18			
42	Pressure spring for magazine catch	215 929	93117-110.23			
43	Magazine catch	234 296	93444-114			
44	Form spring for slide release lever	214 171	93083-110.24			
45	Slide release lever, left	227 722	93479-110.05			
46	Slide release lever, right	227 723	93479-110.06			
47	Safety lever, left	227 814	93479-110.29			
48	Clamping sleeve for safety lever	982 783	ISO 8750 1,5 x 8			
49	Compression spring for detent pin	209 478	94368-211.10			
50	Detent pin	209 477	94368-211.09			

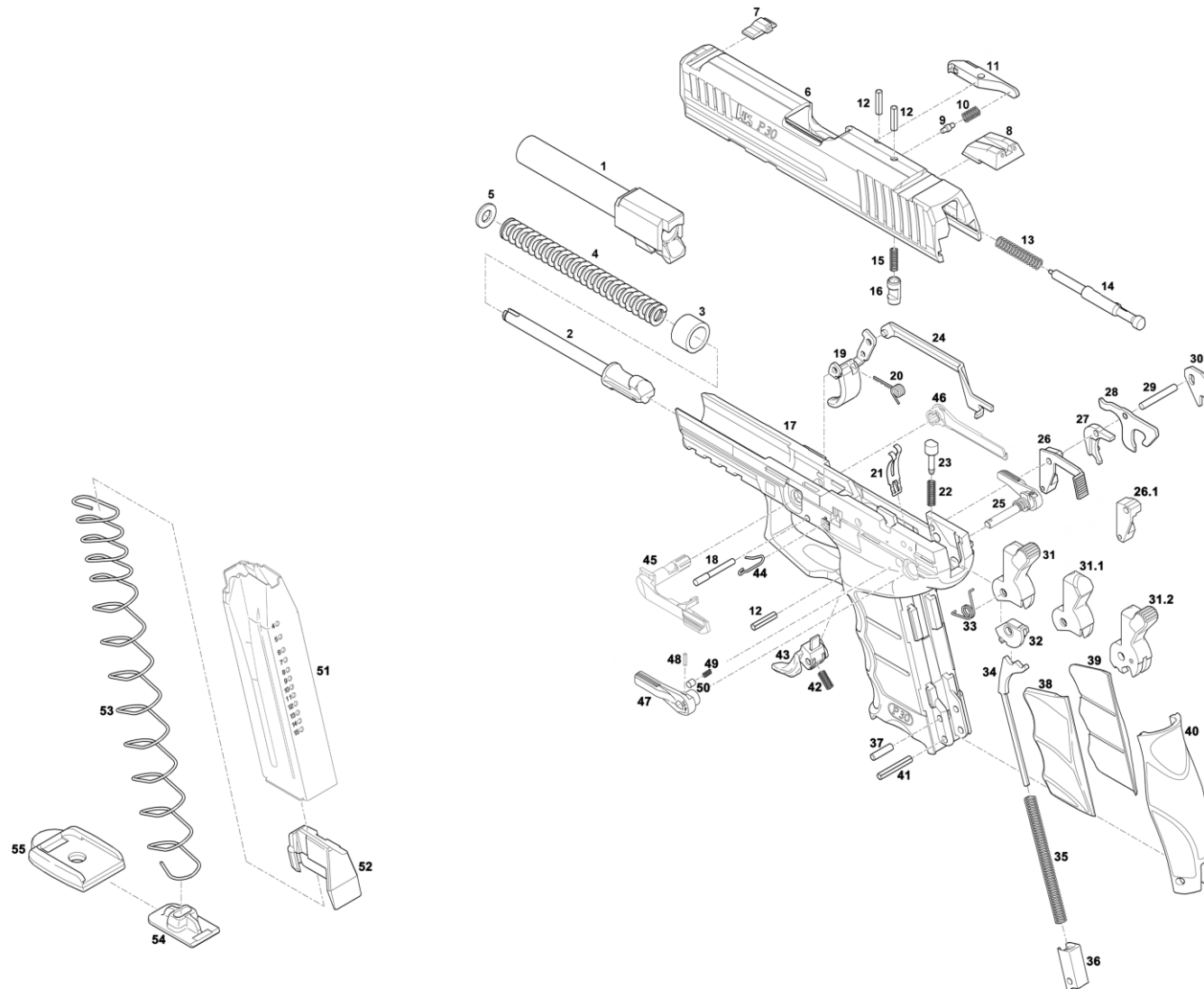
Pistol
P30LS

Calibre
9 mm x 19

Exploded view



Spare parts catalogue
Heckler & Koch GmbH



Pistol P30LS Calibre 9 mm x 19	Exploded view	 Spare parts catalogue Heckler & Koch GmbH
---	----------------------	---

Item	Designation	Ident.-No.	Drawing-No.	Quantity per 100 weapons	Quantity per service unit (10 weapons)		Comments
--	Pistol P30LS V2 9 mm x 19	229 795	93506/12-100				
--	Frame, compl.	229 788	93506/12-110				
20	Elbow spring for trigger	234 405	93444/02-110.04				

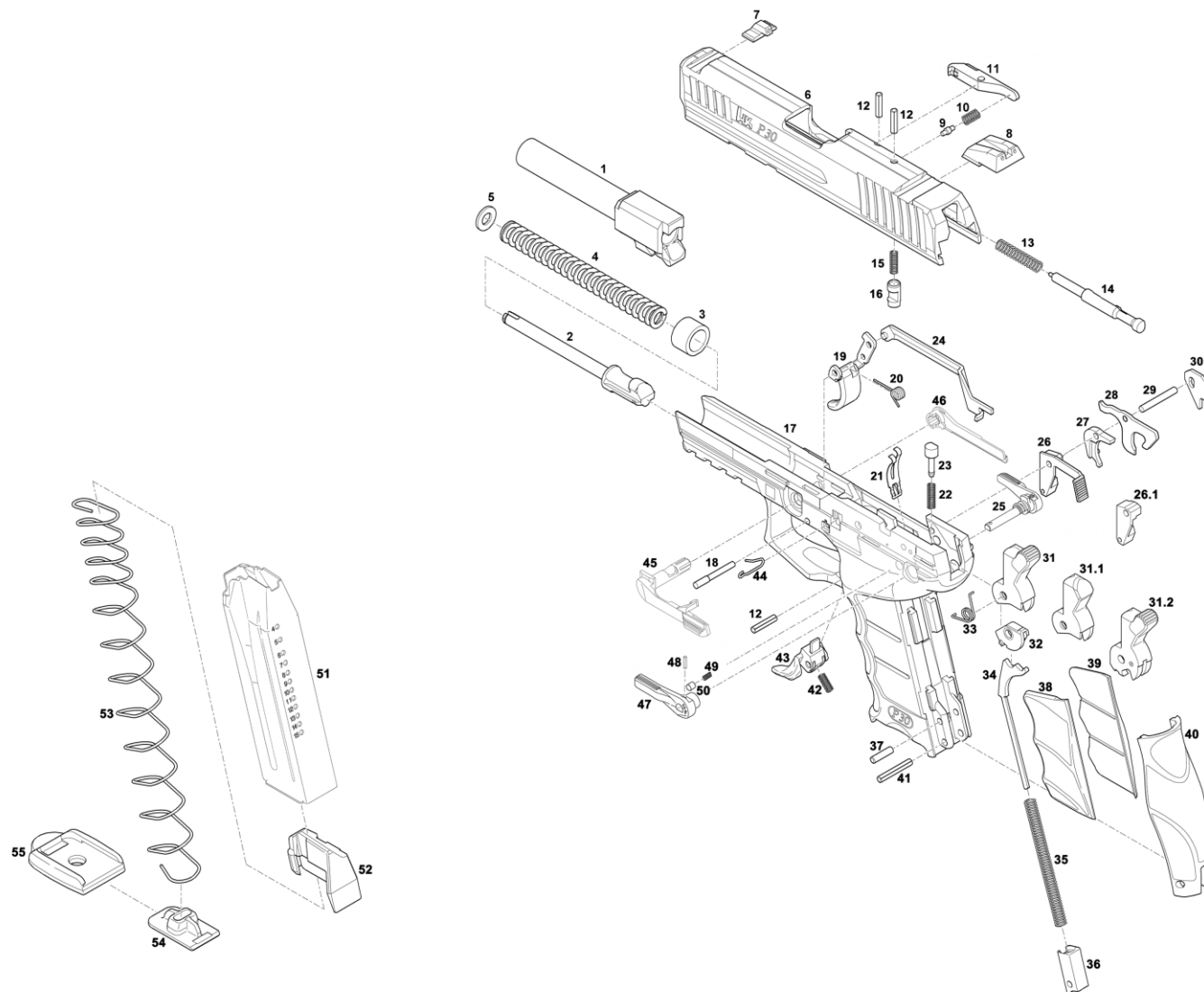
Pistol
P30LS

Calibre
9 mm x 19

Exploded view



Spare parts catalogue
Heckler & Koch GmbH



Pistol P30LS Calibre 9 mm x 19	<h2>Exploded view</h2>	 Spare parts catalogue Heckler & Koch GmbH
---	------------------------	---

Item	Designation	Ident.-No.	Drawing-No.	Quantity per 100 weapons	Quantity per service unit (10 weapons)		Comments
--	Pistol P30LS V3 9 mm x 19	229 796	93506/13-100				Cocking piece, elbow spring for hammer and hammer catch are not required!
--	Frame, compl.	229 989	93506/13-110				
17	Frame	229 942	93506/10-111				
20	Elbow spring for trigger	234 389	93444-110.04				
26	Release catch	209 261	93201-115				
31.2	Hammer, compl.	209 327	93201/03-116				
35	Hammer spring	214 300	93083-110.26				

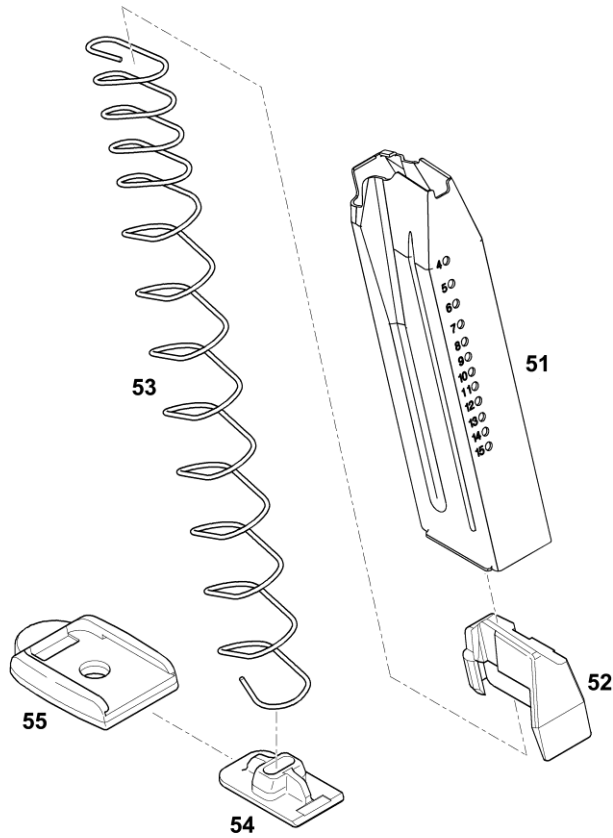
Pistol
P30LS

Calibre
9 mm x 19

Magazine



Spare parts catalogue
Heckler & Koch GmbH



Pistol P30LS Calibre 9 mm x 19	<h2>Magazine</h2>	 Spare parts catalogue Heckler & Koch GmbH
---	-------------------	---

Item	Designation	Ident.-No.	Drawing-No.	Quantity per 100 weapons	Quantity per service unit (10 weapons)	Comments
--	Magazine P30L 9mm/15 cartridges (51 - 55)	234 316	93444-300			
51	Magazine housing	234 318	93118-380.01			
52	Follower	215 836	93117-400.05			
53	Magazine spring	215 118	93148-300.02			
54	Magazine locking plate	215 844	93118-300.04			
55	Magazine floor plate	234 298	93444-301			



No Compromise

Quality . Innovation . Service . Safety



Heckler & Koch GmbH
Heckler & Koch-Str. 1
78727 Oberndorf/N.
Germany

Telephone: +49 (0) 74 23 / 79-0
Telefax: +49 (0) 74 23 / 79-23 50
E-mail: TD@heckler-koch-de.com
Internet: www.heckler-koch.com